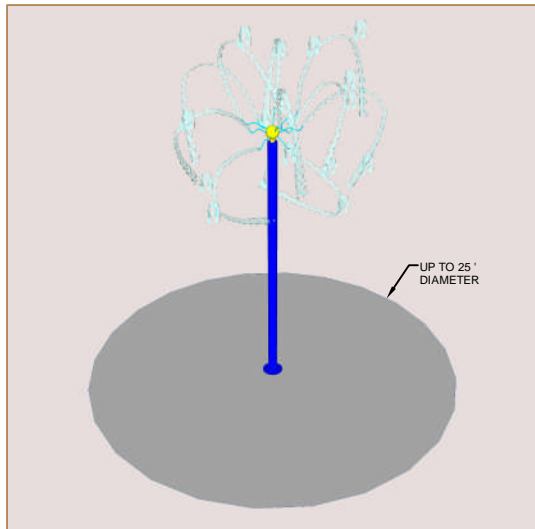
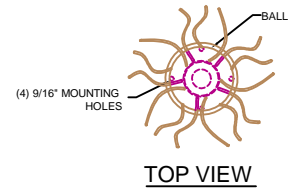


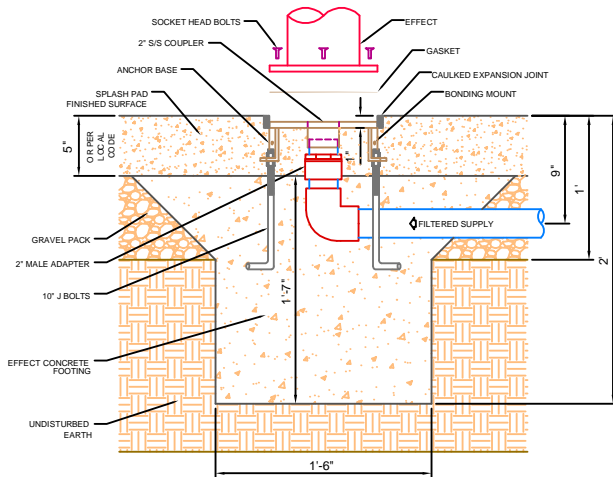
Effect Footprint



Noodle Tower



Anchor Assembly



Specifications

Materials:

Body - All Stainless Steel construction.
Anchor Flange & Fasteners - All Stainless Steel Construction.

Finish:

Polane HS plus an industrial urethane finish that is resistant to chlorine & is UV stabilized.

Hydraulics:

12 GPM @ 20 PSI.

Supply Line:

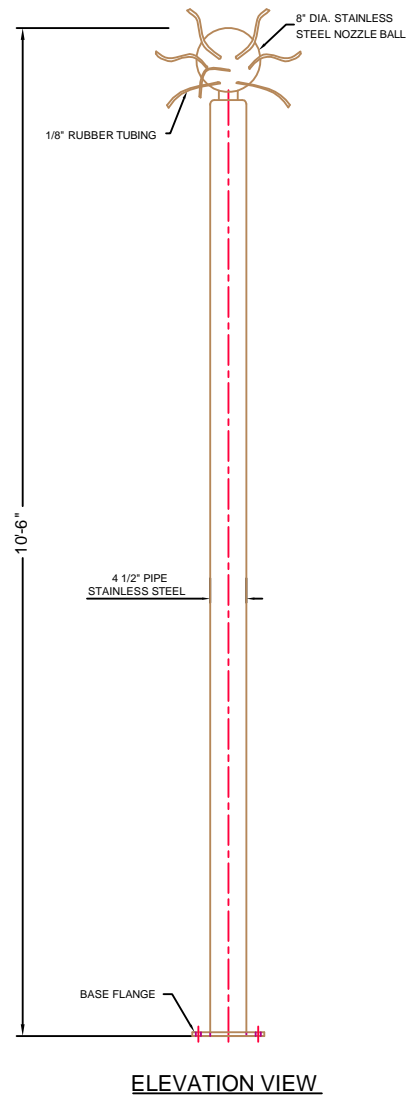
Minimum 2"

Colors:

Red, Blue, Yellow, White, Forest Green, Sea Blue, Pink, Orange, Light Green, Brown, Black & Purple.

Controller:

Not Required.



Noodle Tower Water Feature



St. Louis, MO * Chicago, IL
800-932-3123
Fax 636-376-3242

PN - 11027

DATE: 4/1/09

SCALE: 1/2" = 1'

WWW.WATERWORKSINTERNATIONAL.COM