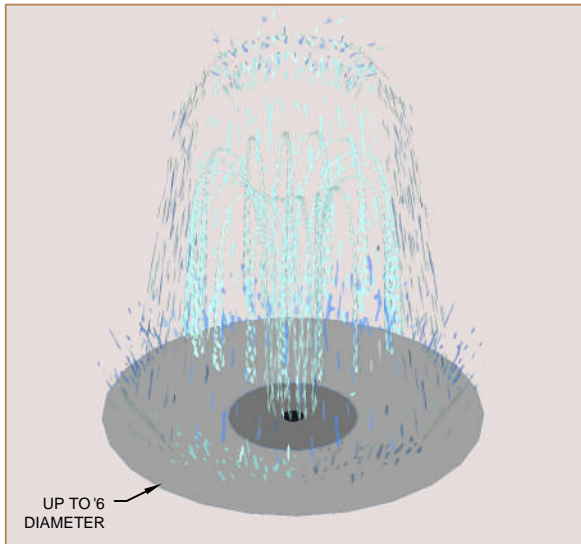
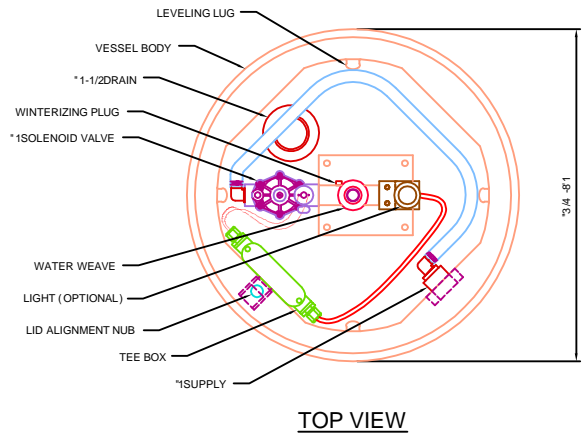


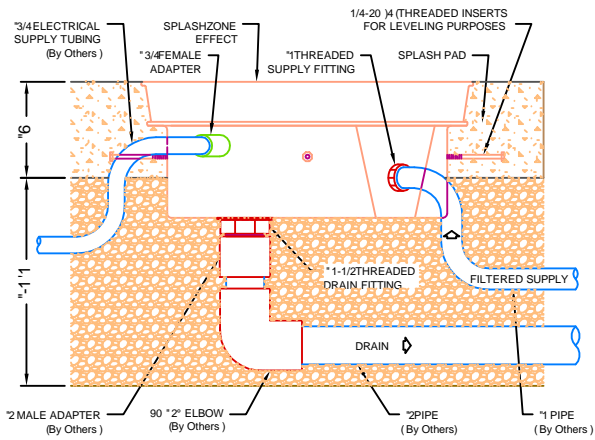
Effect Footprint



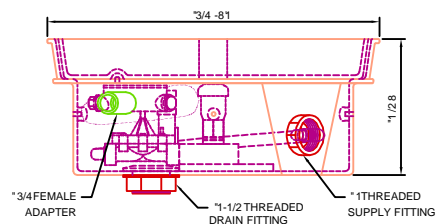
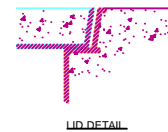
00000 Water Weave



Anchor Assembly



LID TO BE FILLED WITH SAME MATERIAL AS SURROUNDING DECK SURFACE



Specifications

Mounting:

Top of nozzle is flush with finish surface. Body is completely buried in concrete.

Materials:

Body - Polypropylene construction.
Anchor Flange & Fasteners - All Stainless Steel Construction.

Hydraulics:

10 GPM @ 10 PSI.

Supply Line:

Minimum 1"

Colors:

Red, Blue, Yellow, White, Green, Orange & Purple.

Light:

12v DC, 1.6 Amp.

Controller:

Required - One solenoid input.

Water Weave Water Feature



St. Louis, MO * Chicago, IL
800-932-3123
Fax 636-376-3242

PN 00000 -

DATE 4/6/09 :

SCALE 1" = 1 1/2" :

WWW.WATERWORKSINTERNATIONAL.COM