
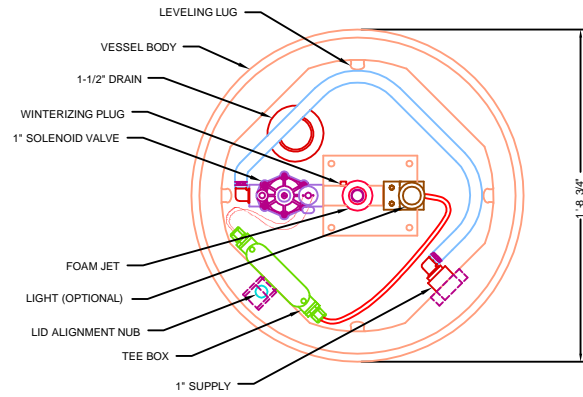


Effect Footprint

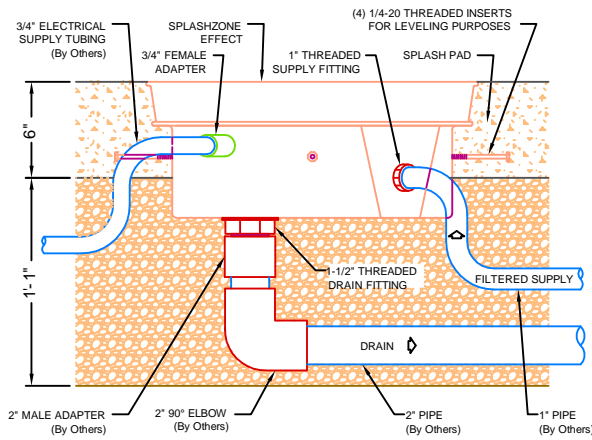


Foam Jet



TOP VIEW

Anchor Assembly



LID TO BE FILLED WITH SAME MATERIAL AS SURROUNDING DECK SURFACE



LID DETAIL

Specifications

Mounting:

Top of nozzle is flush with finish surface. Body is completely buried in concrete.

Materials:

Body - Polypropylene construction.
Anchor Flange & Fasteners - All Stainless Steel Construction.

Hydraulics:

5 GPM @ 20 PSI.

Supply Line:

Minimum 1"

Colors:

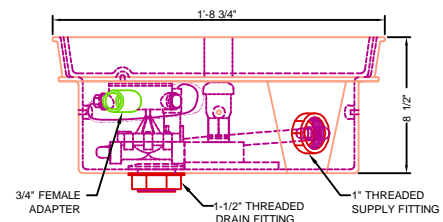
Red, Blue, Yellow, White, Green, Orange & Purple.

Light:

12 VAC, 20 Watts.

Controller:

Required - One solenoid input.



ELEVATION VIEW

LED Foam Jet Water Feature



St. Louis, MO * Chicago, IL
800-932-3123
Fax 636-376-3242

PN - 10375

DATE: 4/22/10

SCALE: 1" = 1'

WWW.WATERWORKSINTERNATIONAL.COM