
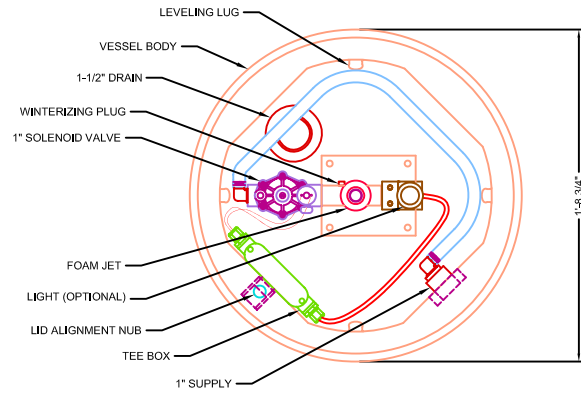


## Effect Footprint

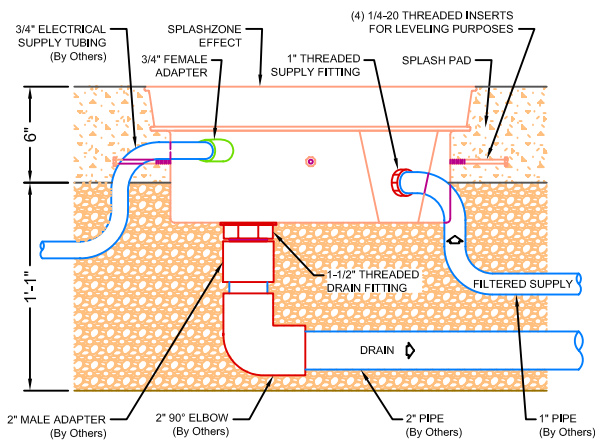


## Foam Jet



TOP VIEW

## Anchor Assembly



LID TO BE FILLED WITH SAME MATERIAL AS SURROUNDING DECK SURFACE



LID DETAIL

## Specifications

### Mounting:

Top of nozzle is flush with finish surface. Body is completely buried in concrete.

### Materials:

Body - Polypropylene construction.  
Anchor Flange & Fasteners - All Stainless Steel Construction.

### Hydraulics:

5 GPM @ 20 PSI.

### Supply Line:

Minimum 1"

### Colors:

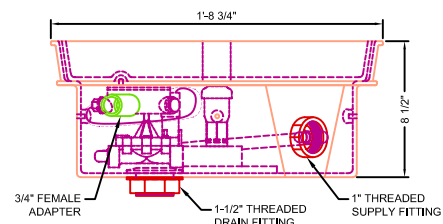
Red, Blue, Yellow, White, Green, Orange & Purple.

### Light:

12 VAC, 20 Watts.

### Controller:

Required - One solenoid input.



ELEVATION VIEW

# Foam Jet Water Feature



St. Louis, MO \* Chicago, IL  
800-932-3123  
Fax 636-376-3242

PN - 10375

DATE: 4/6/09

SCALE: 1" = 1'

WWW.WATERWORKSINTERNATIONAL.COM